



6 TOP TIPS for DESENSITISATION

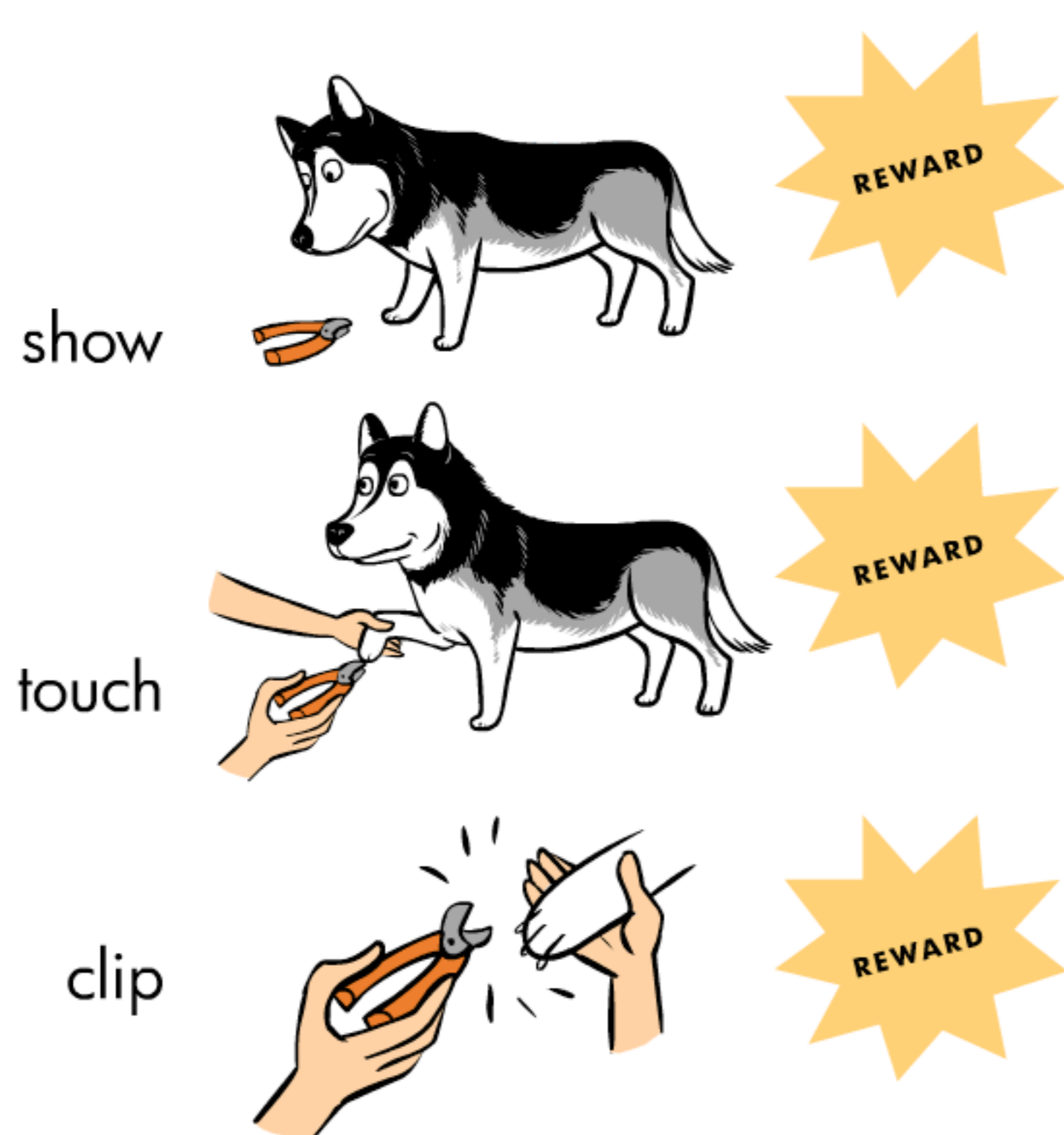
Turn scary things into fun, positive experiences!



- 1** Show the scary object just before feeding for at least a week, so the dog learns it becomes a precursor to good things.



- 2** Start with short moments of exposure followed by good things only (IE don't clip their claws, give 3 liver treats instead)




- 3** Break down the scary thing into a process of small steps (IE putting the clippers near the dogs claws, then touching the claws, then holding the claw in the clippers then cutting), praising and rewarding heavily for each step.




- 4** Be patient, proceeding to the next small step only when your dog is 100% comfortable



- 5** If your dog seems unhappy or sensitive to the scary object at any time, go back a step and spend more time on that step.



- 6** If your dog is scared of several things, work on one at a time maintaining a happy voice, rewarding with lots of treats and remaining patient.



Brought to you by **JezRose**
canine behaviour specialist

For further resources and information on dog training and behaviour, see www.JezRose.co.uk

Copyright 2011 Jez Rose. All rights reserved.